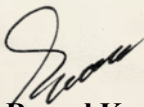



STATEMENT CASH FLOWS


FOR THE YEAR ENDED 31 DECEMBER, 2017

Particulars	2017	2016
A. Cash Flow from operating Activities		
Collection from Premium & Other income	1,700,771,241	1,591,314,924
Less: Payment for Expenses of Management, Re-insurance, Claim and Commission etc.	1,633,343,355	1,569,060,433
Less: Tax paid/or deducted	36,094,391	17,681,187
Net Cash Flow From Operating Activities	31,333,495	4,573,304
B. Cash Flow from Investing Activities		
Interest & other Income	26,209,674	36,542,551
Dividend Income	22,725,499	27,582,677
Rental Income	45,587,926	51,286,635
Purchase of Fixed Assets	(1,549,767)	(4,125,593)
Land & Building	(21,664,876)	(15,031,195)
Net Fund adjustment with Brokers house	49,483,082	(66,299,341)
Net Cash Flow From Investing Activities	120,791,538	29,955,734
C. Cash Flow from Financing Activities		
Increase/(Decreased) of bank Overdraft	(61,989,813)	(8,900,889)
Dividend Paid	(55,600,339)	(55,600,339)
Net Cash Flow From Financing Activities	(117,590,152)	(64,501,228)
Increase/Decrease in Cash Flow(A+B+C)	34,534,881	(29,972,190)
Opening Cash In hand & At Banks	552,383,589	582,355,779
Closing Cash In hand & At Banks	586,918,464	552,383,589
Net operating cash flow per share	0.54	0.08

The annexed notes from 1 to 38 form an integral part of these financial statements.

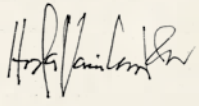

Md. Rezaul Karim
 Managing Director


Santosh Sharma
 Director


Tabith Mohd. Awal
 Director


Syed M. Altaf Hussain
 Chairman

Dated, Dhaka, 30th April, 2017


Hoda Vasi Chowdhury & Co
 Chartered Accountants