

HALF YEARLY REPORT-2012



Pragati Insurance Limited

Head Office :

Pragati Insurance Bhaban, 20-21, Kawran Bazar, Dhaka-1215

Tel : PABX : 9133680-2, Fax : 880-2-8122980

E-mail : info@pragatiinsurance.com

www.pragatiinsurance.com



SYMBOL OF SECURITY

প্রগতি ইন্স্যুরেন্স লিমিটেড
PRAGATI INSURANCE LIMITED


Pragati Insurance Limited

Unaudited Balance Sheet as at June 30, 2012

	Amount in Taka	
	June 2012	December, 31 2011
A) Fixed Assets :		
Land & Building	2,015,913,893	2,014,788,133
Administrative Fixed Assets	72,663,181	64,210,876
Total Fixed Assets	2,088,577,074	2,078,999,009
B) Current Assets :		
Stock of Printing Material	1,005,320	995,500
Sundry Debtors	245,372,294	334,410,641
Advance, Deposits, Prepayment	153,397,777	139,326,105
Investment (Shares & Securities)	332,805,720	397,144,840
Cash & Bank Balance (including FDR)	552,429,370	510,464,310
Total Current Assets	1,285,010,481	1,382,341,396
C) Current Liabilities :		
Creditors & Accruals	291,236,457	345,324,781
Outstanding Claims	59,589,138	70,499,537
Bank Overdraft	133,551,594	176,486,506
Total Current Liabilities	484,377,189	592,310,824
D) Net Working Capital (B-C)	880,633,292	790,030,572
Net Assets (A+D)	2,889,210,366	2,869,029,581
Financed by		
Shareholder's Equity :		
Share Capital	492,583,245	447,802,950
Share Premium & Other Reserve	2,087,171,789	2,096,908,645
Retained Earnings	57,936,781	79,823,734
Total Shareholder Equity	2,637,691,815	2,624,535,329
Balance of Fund & Account (Reserve for Unexpired Risk)	246,498,419	242,139,901
Deposit Premium	5,020,132	2,354,351
	2,889,210,366	2,869,029,581


(M.J. Azim)

Managing Director (I.C)


Md. Delwar Hossain
Chief Financial Officer

Pragati Insurance Limited

Unaudited Income Statement For The Period Ended June 30, 2012


	Half year ended		Quarter ended	
	JUNE 30, 2012	JUNE 30, 2011	April to June 2012	April to June 2011
INCOME				
Net Premium (Gross premium-less Re-insurance & Adj of Unexpired Risk Re-Insurance Commission Income from Interest, Investment, Rent & Financial services including Loss on Sale of Share	286,558,147 63,334,833 41,610,254 (30,576,123) 360,927,111	238,798,456 43,486,212 42,092,321 — 324,376,989	156,386,475 28,651,823 23,925,156 (30,576,123) 178,387,331	111,911,836 17,673,224 24,003,996 — 153,589,056
EXPENDITURE				
Net Claims (Gross less Re-insurance & Adj of Outstanding Claim Management expenses Commission Profit before Tax Provisional estimate of Taxes Retained Earnings Earnings per Share (EPS)	52,142,375 106,526,334 101,931,466 260,600,175 100,326,936 20,000,000 80,326,936 1.63	49,962,541 106,071,724 76,941,475 232,975,740 91,401,249 15,000,000 76,401,249 1.71	21,727,930 51,006,122 63,909,939 136,643,991 41,743,340 10,000,000 31,743,340 0.64	21,711,830 54,053,524 39,732,958 115,498,312 38,090,744 2,500,000 35,590,744 0.79


Cash Flow Statement (Unaudited) For The Period Ended June 30, 2012

	JUNE 30, 2012	JUNE 30, 2011
(A) Cash Flow from operating activities :	67,299,595	47,690,048
Collection from Premium	650,600,443	485,081,566
Less : Management expenses, Re-insurance, Claims & Others	583,300,848	437,391,518
(B) Cash Flow from Investing activities :	(2,073,785)	39,587,412
Purchase of Fixed Assets	(9,021,285)	(25,697,409)
Bank Interest & others	41,610,254	42,092,321
Investment (Net)	(34,662,754)	23,192,500
(C) Cash Flow from Financing activities :	(23,260,750)	(34,821,575)
Bank Overdraft	43,909,700	29,150,275
Dividend Paid	(67,170,450)	(63,971,850)
Net Cash inflow/outflow for the quarter (A+B+C)	41,965,060	52,455,885
Cash and Bank Balance as at 01-01-2012	510,464,310	523,234,896
Cash and Bank Balance as at 30-06-2012	552,429,370	575,690,781


(M.J. Azim)

Managing Director (I.C)


Md. Delwar Hossain
Chief Financial Officer



Half-Yearly Report-2012

Dear Shareholder,

We forward herewith the unaudited Financial Statements of the Company for the half-year ended at June 30, 2012 as per Rule 13 of the Securities and Exchange Commission Rules, 1987 and the listing Regulations of the Stock Exchanges.

(M.J Azim)

Managing Director (I.C)

Pragati Insurance Limited

Statement of Changes in Equity

For the Half year Ended June 30, 2012

Amount in Taka

Particulars	Share Capital	Share Premium & Other Reserve	Retained Earning	Total
Opening Balance as on 01-01-2012	447,802,950	2,096,908,644	79,823,734	2,624,535,328
Issued Of Bonus Share	44,780,295	(9,736,856)	(35,043,439)	
Cash Dividend			(67,170,450)	(67,170,450)
Net Profit for the 2nd quarter ended June 30,2012			80,326,936	80,326,936
Balance as at June 30,2012	492,583,245	2,087,171,788	57,936,781	2,637,691,814
Balance as at June 30,2011	447,802,950	1,589,647,325	98,057,136	2,135,507,411

(M.J Azim)

Managing Director (I.C)

Md.Delwar Hossain

Chief Financial Officer