

**Independent Auditor's Report
To the Shareholders of Pragati Insurance Limited**

Report on the Audit of the Financial Statements

Opinion

We have audited the financial statements of Pragati Insurance Limited which comprise the Statement of Financial Position as at 31 December 2022, Statement of Profit or Loss and Other Comprehensive Income, Consolidated and related Revenue Accounts, Statement of Changes in Equity and Statement of Cash Flows for the year then ended, and notes to the Financial Statements, including a summary of significant accounting policies and other explanatory information.

In our opinion, the accompanying Financial Statements give a true and fair view of the Financial Position of the company as at 31 December 2022, and its Financial performance and its Cash Flows for the year then ended in accordance with International Financial Reporting Standards (IFRSs), the Companies Act, 1994 the Insurance Act, 2010 the Insurance Rules, 1958 the Securities and Exchange Rules, 2020 and other applicable laws and regulations.

Basis for Opinion

We conducted our audit in accordance with International Standards on Auditing (ISAs). Our responsibilities under those standards are further described in the Auditors' Responsibilities for the Audit of the Financial Statements section of our report. We are independent of the Company in accordance with the International Ethics Standards Board for Accountants' Code of Ethics for Professional Accountants (IESBA Code) together with the ethical requirements that are relevant to our audit of the financial statements in Bangladesh, and we have fulfilled our other ethical responsibilities in accordance with those requirements. We believe that the audit evidence we have obtained is sufficient and appropriate to provide a basis for our opinion.

Key Audit Matters

Key audit matters are those matters that, in our professional judgment, were of most significance in our audit of the current year. These matters were addressed in the context of our audit of the financial statements as a whole, and in forming our opinion thereon, and we do not provide a separate opinion on these matters.

Key audit matter	How our audit addressed the key matter
Premium Income	
<p>Gross premium amount of Tk. 2,574,083,826 includes amount received from public sector business for the whole year covered by contracts entered into during the year.</p> <p>Given the important nature, connections to other items to the financial statements and sensitivity of the item we believe this area pose high level of risk.</p>	<p>With respect to Premium income in respect of various types of insurance we carried out the following procedures:</p> <ul style="list-style-type: none"> ➤ The design and operating effectiveness of key controls around premium income recognition process. ➤ Carried out analytical procedures and recalculated premium income for the period. ➤ Carried out cut-off testing to ensure unearned premium income has not been included in the premium income. ➤ On a sample basis reviewed policy to ensure appropriate policy stamp was affixed to the contract and the same has been reflected in the premium register. ➤ Ensured on a sample basis that the premium income was being deposited in the designated bank account. ➤ Tested on a sample basis to see that appropriate VAT was being collected and deposited to bank through Treasury Challan. ➤ For a sample of insurance contracts tested to see if appropriate level of reinsurance was done and whether that reinsurance premium was deducted from the gross premium. ➤ Applying specialist judgment ensured if there is any impairment of the reinsurer. ➤ Finally assessed the appropriateness and presentation of disclosures against relevant accounting standards, Insurance Act, 2010, Insurance Rules, 1958 and other applicable rules and regulations and regulatory guidelines.
See Revenue Account, Annexure-B to the financial statements	
Estimated liability in respect of outstanding claims	
<p>Company represents Tk. 147,335,311 as the estimated liability in respect of outstanding claims from the insured and involves significant management judgment and risk of understatement.</p>	<p>We tested the design and operating effectiveness of controls around the due and intimated claim recording process.</p> <ul style="list-style-type: none"> ➤ We additionally carried out the following substantive testing's around this item: ➤ Obtained the claim register and tested for completeness of claim recorded in the register on a sample basis. ➤ Obtained a sample of claimed policy copy and cross check it with claim. ➤ Obtained a sample of survey reports cross checked those against respective ledger balances and in case of discrepancy carried out further investigation. ➤ Obtained and discussed with management about their basis for estimation and challenged their assumptions where appropriate. ➤ Reviewed the claim committee meeting minutes about decision about impending claims. ➤ Tasted a sample of claims payments with intimation letter, survey report, bank statement, claim payment register and general ledger. ➤ Finally assessed the appropriateness and presentation of disclosures against relevant accounting standards, Insurance Act, 2010, Insurance Rules, 1958 and other applicable rules and regulations and regulatory guidelines.
See note no. 22.00 to the financial statements	

Other Information

The Management as well as Directors are responsible for the other information. The other information comprises all of the information in the Annual Report other than the financial statements and our auditors' report thereon.

Our opinion on the financial statements does not cover the other information and we do not express any form of assurance conclusion thereon.

In connection with our audit of the financial statements, our responsibility is to read the other information and, in doing so, consider whether the other information is materially inconsistent with the financial statements or our knowledge obtained in the audit or otherwise appears to be materially misstated.

If, based on the work we have performed, we conclude that there is a material misstatement of this other information; we are required to report that fact. We have nothing to report in this regard.

Responsibilities of Management and Those Charged with Governance for the Financial Statements and Internal Controls

Management is responsible for the preparation and fair presentation of the financial statements in accordance with IFRSs, the Companies Act, 1994 the Insurance Act, 2010 the Insurance Rules, 1958 the Securities and Exchange Rules, 2020 and other applicable laws and regulations and for such internal control as management determines is necessary to enable the preparation of financial statements that are free from material misstatement, whether due to fraud or error.

In preparing the financial statements, management is responsible for assessing the Company's ability to continue as a going concern, disclosing, as applicable, matters related to going concern and using the going concern basis of accounting unless management either intends to liquidate the Company or to cease operations, or has no realistic alternative but to do so.

Those charged with governance are responsible for overseeing the Company's financial reporting process.

Auditor's Responsibilities for the Audit of the Financial Statements

Our objectives are to obtain reasonable assurance about whether the financial statements as a whole are free from material misstatement, whether due to fraud or error, and to issue an auditor's report that includes our opinion. Reasonable assurance is a high level of assurance, but is not a guarantee that an audit conducted in accordance with ISAs will always detect a material misstatement when it exists. Misstatements can arise from fraud or error and are considered material if, individually or in the aggregate, they could reasonably be expected to influence the economic decisions of users taken on the basis of these financial statements.

As part of an audit in accordance with ISAs, we exercise professional judgment and maintain professional skepticism throughout the audit. We also:

- Identify and assess the risks of material misstatement of the financial statements, whether due to fraud or error, design and perform audit procedures responsive to those risks, and obtain audit evidence that is sufficient and appropriate to provide a basis for our opinion. The risk of not detecting a material misstatement resulting from fraud is higher than for one resulting from error, as fraud may involve collusion, forgery, intentional omissions, misrepresentations, or the override of internal control.
- Obtain an understanding of internal control relevant to the audit in order to design audit procedures that are appropriate in the circumstances.
- Evaluate the appropriateness of accounting policies used and the reasonableness of accounting estimates and related disclosures made by management.

- Conclude on the appropriateness of management's use of the going concern basis of accounting and, based on the audit evidence obtained, whether a material uncertainty exists related to events or conditions that may cast significant doubt on the Company's ability to continue as a going concern. If we conclude that a material uncertainty exists, we are required to draw attention in our auditor's report to the related disclosures in the financial statements or, if such disclosures are inadequate, to modify our opinion. Our conclusions are based on the audit evidence obtained up to the date of our auditor's report. However, future events or conditions may cause the Company to cease to continue as a going concern.
- Evaluate the overall presentation, structure and content of the financial statements, including the disclosures, and whether the financial statements represent the underlying transactions and events in a manner that achieves fair presentation.

We communicate with those charged with governance regarding, among other matters, the planned scope and timing of the audit and significant audit findings, including any significant deficiencies in internal control that we identify during our audit.

We also provide those charged with governance with a statement that we have complied with relevant ethical requirements regarding independence, and to communicate with them all relationships and other matters that may reasonably be thought to bear on our independence, and where applicable, related safeguards.

From the matters communicated with those charged with governance, we determine those matters that were of most significance in the audit of the financial statements of the current period and are therefore the key audit matters. We describe these matters in our auditor's report unless law or regulation precludes public disclosure about the matter or when, in extremely rare circumstances, we determine that a matter should not be communicated in our report because the adverse consequences of doing so would reasonably be expected to outweigh the public interest benefits of such communication.

Report on other Legal and Regulatory Requirements

In accordance with the Companies Act, 1994 the Insurance Act, 2010 the Insurance Rules, 1958 the Securities and Exchange Rules, 2020 and relevant notifications issues by Bangladesh Securities and Exchange Commission, we also report that:

- a) We have obtained all the information and explanations which to the best of our knowledge and belief were necessary for the purpose of our audit and made due verification thereof;
- b) In our opinion, proper books of accounts, records and other statutory books as required by law have been kept by the Pragati Insurance Limited so far as it appeared from our examinations of those books;
- c) The Company management has followed relevant provisions of laws and rules in managing the affairs of the Company and proper books of accounts, records and other statutory books have been properly maintained and (whenever applied), proper returns adequate for the purposes of our audit have been received from branches not visited by us;
- d) As per section 63(2) of the Insurance Act, 2010 in our opinion to the best of our knowledge and belief an according to the information and explanation given to us, all expenses of management wherever incurred and whether incurred directly or indirectly, in respect of insurance business of the company transacted in Bangladesh during the year under report have been duly debited to the related Revenue Accounts and the Statement of Profit or Loss and Other Comprehensive Income of the Company;
- e) We report that to the best of our information and as shown by its books, the company during the year under report has not paid any person any commission in any form, outside Bangladesh in respect of any its business re-insured abroad;

- f) Balance Sheet, Profit and Loss Account, related Revenue Accounts, Statement of Changes in Equity and Statements of Cash Flows of the Pragati Insurance Limited together with the annexed notes dealt with by the report are in agreement with the books of account and returns; and
- g) The expenditure was incurred for the purpose of the Company's business.

FOR, A. WAHAB & CO.
CHARTERED ACCOUNTANTS



Md. Showkat Hossain, FCA
Partner

Enrolment No.-196
DVC: 2304170196AS316202

Dated: Dhaka, April 12, 2023

Statement of Financial Position

(Balance Sheet)

As at 31 December 2022


Particulars	Notes	31-Dec-22	31-Dec-21
PROPERTY & ASSETS			
Non - Current Assets		3,234,165,237	3,159,647,839
Head Office Building	3.00	1,195,003,963	1,222,732,352
Panthapath Building	4.00	49,836,768	34,282,698
Freehold Land	5.00	887,627,023	887,627,023
Other Fixed Assets	6.00	81,033,122	72,444,751
Right of Use (ROU) Assets	7.00	40,758,999	14,864,689
Investment	8.00	979,905,362	927,696,325
Current Assets		2,837,748,458	2,520,145,871
Inventory (Printing Material)		2,057,339	1,850,126
Receivables from Other Persons or Bodies	9.00	25,807,688	21,449,415
Interest, Dividend & Rent Receivable	10.00	2,191,923	1,947,029
Sundry Debtors	11.00	152,034,573	84,480,751
Premium Control Account	12.00	16,080,422	27,202,323
Advance Payment of Tax	13.00	564,709,539	528,088,628
Cash and Cash Equivalent	14.00	2,074,866,974	1,855,127,599
Total Property & Assets		6,071,913,695	5,679,793,710
SHAREHOLDER'S EQUITY & LIABILITIES			
Shareholder's Equity		3,870,402,767	3,759,783,491
Issued, Subscribed & Paid-up Capital	15.00	655,903,290	655,903,290
Reserve and Surplus	16.00	2,996,985,354	2,868,308,025
Retained Earnings	17.00	217,514,123	235,572,176
Liabilities and Provisions		2,201,510,928	1,920,010,219
Balance of Fund & Account	18.00	573,983,208	406,061,375
Premium Deposit	19.00	6,930,749	8,350,300
Lease Liability	20.00	42,193,099	16,240,735
Deferred Tax Liability	21.00	49,854,896	37,705,913
Estimated liabilities in respect of Outstanding Claims	22.00	147,335,311	190,225,089
Amount due to Other Persons or Bodies	23.00	554,635,793	434,924,329
Loan from Bank	24.00	23,086	1,175,301
Un-Paid Dividend	25.00	30,996,998	22,988,001
Sundry Creditors	26.00	113,251,536	96,682,011
Provision for Income Tax	27.00	667,553,335	684,521,652
Other Liabilities	28.00	14,752,918	21,135,514
Total Shareholder's Equity and Liabilities		6,071,913,695	5,679,793,710
Net Asset Value Per Share	34.00	59.01	57.32

The annexed Notes 1 to 40 form an integral part of these financial statements.


Syed Anisul Hoque
 Company Secretary (CC)


Amar Krishna Shil
 Chief Financial Officer


Syed Sehab Ullah Al-Manjur
 Chief Executive Officer


Muhammad Jamaluddin
 Independent Director


Tabitha Mond. Awal
 Vice Chairman

Subject to our separate report of even date.



(A. WAHAB & CO.)
 CHARTERED ACCOUNTANTS

Signed By: Md. Showkat Hossain, FCA
 Enrollment No.-196
 DVC- 2304170196AS316202

Dated: Dhaka, April 12, 2023

Statement of Profit or Loss and Other Comprehensive Income

(Profit or Loss Account)

For the year ended 31 December 2022

Particulars	Notes	31-Dec-22	31-Dec-21
Profit transferred from :			
Fire Revenue Account		3,230,298	29,047,426
Marine Revenue Account		251,735,837	232,513,971
Miscellaneous Revenue Account		124,731,202	147,426,892
		379,697,337	408,988,288
Other Income	29.00	212,778,319	193,680,662
		592,475,655	602,668,950
Expenses of Management (not applicable to any fund or account)			
Director Fees & Expenses		2,843,842	4,008,405
Registration Renewal Fee	30.00	2,882,492	2,567,115
Audit Fees	32.00	582,000	728,750
Other Expense	33.00	24,524,565	20,991,347
Depreciation on Lease Assets		19,466,770	10,648,684
Overdraft interest		44,346	1,230,019
Lease Interest		3,810,409	1,849,729
Depreciation		33,593,825	37,677,776
		87,748,249	78,471,806
Profit before tax		504,727,407	524,197,144
Income tax expense:			
Current Tax Expense		122,255,200	138,931,589
Deferred Tax (Income)/Expense	31.00	12,148,983	10,200,957
		134,404,182	149,132,546
Net Profit		370,323,225	375,064,597
Other Comprehensive Income			
Gain / (loss) from Fair Value Changes of Investment in Securities		(30,137,798)	71,605,063
Total Profit or Loss and Other Comprehensive Income		340,185,427	446,669,661
EPS	35.00	5.65	5.72

The annexed Notes 1 to 40 form an integral part of these financial statements.


Syed Anisul Hoque
 Company Secretary (CC)

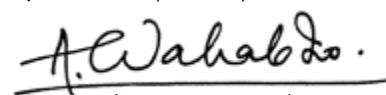

Amar Krishna Shil
 Chief Financial Officer


Syed Sehab Ullah Al-Manjur
 Chief Executive Officer


Muhammad Jamaluddin
 Independent Director


Tabith Mond. Awal
 Vice Chairman

Subject to our separate report of even date.


 (A. WAHAB & CO.)
 CHARTERED ACCOUNTANTS
 Signed By: Md. Showkat Hossain, FCA
 Enrollment No.-196
 DVC- 2304170196AS316202

Dated: Dhaka, April 12, 2023

Consolidated Revenue Account

For the year ended 31 December 2022

Particulars	FIRE	Marine Cargo	Marine Hull	Motor	MISC	2022	2021
Balance of Account at the beginning of the year:							
Reserve for unexpired risk	71,898,911	178,833,893	48,276,424	58,057,346	48,994,801	406,061,375	509,823,077
Premium, Less Re-insurance	254,691,452	682,438,407	44,343,941	181,854,605	205,113,703	1,368,442,108	942,738,801
Commission on Re-Insurance ceded	129,652,819	32,015,588	4,591,846	-	12,882,223	179,142,476	90,327,432
Total	456,243,182	893,287,888	97,212,211	239,911,951	266,990,727	1,953,645,959	1,542,889,310
Claim under policies less Re-insurance :							
Claim paid during the year	138,587,975	104,269,059	1,970,338	35,790,534	23,970,969	304,588,875	170,046,507
Total Estimated liability in respect of outstanding claims at the end of the year under due or intimated	101,183,198	19,215,753	14,485,551	4,748,744	7,702,065	147,335,311	190,225,090
	239,771,173	123,484,812	16,455,889	40,539,278	31,673,034	451,924,186	360,271,597
Less: Outstanding Claim at the end of the previous year	95,710,973	71,775,463	8,181,275	4,579,133	9,978,245	190,225,090	137,603,245
	144,060,200	51,709,349	8,274,614	35,960,145	21,694,789	261,699,096	222,668,352
Expenses for management	73,444,966	197,820,020	12,854,082	52,714,620	59,456,790	396,290,478	356,533,111
Commission	133,631,138	140,793,712	9,993,182	26,869,124	30,688,685	341,975,840	148,638,185
Profit transfer to Profit & Loss Account	3,230,298	229,989,445	21,746,392	51,626,219	73,104,982	379,697,337	408,988,288
Balance on Account at the end of the year as shown in statement of financial position : : Reserve for unexpired risks being 40% of Fire, Marine Cargo, Motor & Misc. and 100% of Marine Hull Premium income of the year.	101,876,581	272,975,363	44,343,941	72,741,842	82,045,481	573,983,208	406,061,375
Total	456,243,182	893,287,888	97,212,211	239,911,951	266,990,727	1,953,645,959	1,542,889,310

The annexed Notes 1 to 40 form an integral part of these financial statements.


Syed Anisul Hoque
 Company Secretary (CC)

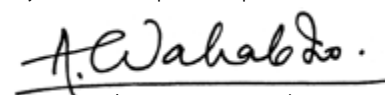

Amar Krishna Shil
 Chief Financial Officer


Syed Sehab Ullah Al-Manjur
 Chief Executive Officer


Muhammad Jamaluddin
 Independent Director


Tabith Mohd. Awal
 Vice Chairman

Subject to our separate report of even date.



(A. WAHAB & CO.)
 CHARTERED ACCOUNTANTS
 Signed By: Md. Showkat Hossain, FCA
 Enrollment No.-196
 DVC- 2304170196AS316202

Dated: Dhaka, April 12, 2023

Fire Insurance Revenue Account

For the year ended 31 December 2022

Particulars	31-Dec-22	31-Dec-21
Balance of account at the beginning of the year :		
Reserve for unexpired risk	71,898,911	135,450,825
Premium less : Re-Insurance	254,691,452	179,747,278
Commission on Re-insurance ceded	129,652,819	43,241,335
	456,243,182	358,439,438
Claims under policies		
Less : Re-insurance : Paid during the year	138,587,975	38,216,109
Total estimated liability in respect of outstanding claims at the end of the year whether due or intimated	101,183,198	95,710,973
	239,771,173	133,927,082
Less : Outstanding claims at the end of the previous year	95,710,973	79,375,283
	144,060,200	54,551,799
Expenses of management	73,444,966	138,682,967
Commission	133,631,138	64,258,334
Profit transferred to Statement of Profit or Loss	3,230,298	29,047,426
Balance of account at the end of the year as shown in statement of financial position :		
Reserve for unexpired risks, being 40% of the fire premium income of the year	101,876,581	71,898,911
	456,243,182	358,439,438

The annexed Notes 1 to 40 form an integral part of these financial statements.


Syed Anisul Hoque
 Company Secretary (CC)

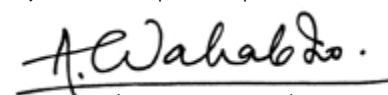

Amar Krishna Shil
 Chief Financial Officer


Syed Sehab Ullah Al-Manjur
 Chief Executive Officer


Muhammad Jamaluddin
 Independent Director


Tabith Mond. Awal
 Vice Chairman

Subject to our separate report of even date.


 (A. WAHAB & CO.)
 CHARTERED ACCOUNTANTS
 Signed By: Md. Showkat Hossain, FCA
 Enrollment No.-196
 DVC- 2304170196AS316202

Dated: Dhaka, April 12, 2023

Marine Insurance Revenue Account

For the year ended 31 December 2022

Particulars	Marine Cargo	Marine Hull	31-Dec-22	31-Dec-21
Balance of Account at the beginning of the year :				
Reserve for unexpired risk	178,833,893	48,276,424	227,110,317	265,339,601
Premium Less : Re-Insurance	682,438,407	44,343,941	726,782,348	495,361,157
Commission on Re-Insurance Ceded	32,015,588	4,591,846	36,607,434	39,792,856
	893,287,888	97,212,211	990,500,099	800,493,615
Claims under Policies				
Less : Re-Insurance: Paid during the year	104,269,059	1,970,338	106,239,397	91,810,005
Total estimated liability in respect of Outstanding Claims at the end of the year whether due or intimated	19,215,753	14,485,551	33,701,304	79,956,738
	123,484,812	16,455,889	139,940,701	171,766,743
Less : Outstanding Claims at the end of the previous year	71,775,463	8,181,275	79,956,738	55,009,317
	51,709,349	8,274,614	59,983,963	116,757,426
Expenses of Management	197,820,020	12,854,082	210,674,102	159,949,368
Commission	140,793,712	9,993,182	150,786,894	64,162,532
Profit transferred to Statement of Profit or Loss	229,989,445	21,746,392	251,735,837	232,513,971
Balance of Account at the end of the year as shown in statement of financial position :				
Reserve for unexpired risks being 40% of the Marine Cargo Premium income 100% of the Marine Hull Premium Income of the year	272,975,363	44,343,941	317,319,304	227,110,317
	893,287,888	97,212,211	990,500,099	800,493,615

The annexed Notes 1 to 40 form an integral part of these financial statements.



Syed Anisul Hoque
Company Secretary (CC)



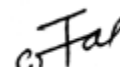
Amar Krishna Shil
Chief Financial Officer



Syed Sehab Ullah Al-Manjur
Chief Executive Officer

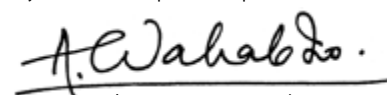


Muhammad Jamaluddin
Independent Director



Tabith Mohd. Awal
Vice Chairman

Subject to our separate report of even date.



(A. WAHAB & CO.)
CHARTERED ACCOUNTANTS
Signed By: Md. Showkat Hossain, FCA
Enrollment No.-196
DVC- 2304170196AS316202

Dated: Dhaka, April 12, 2023

Miscellaneous Insurance Revenue Account

For the year ended 31 December 2022

Particulars	Motor	Misc	31-Dec-22	31-Dec-21
Balance of Account at the beginning of the year :				
Reserve for unexpired risk	58,057,346	48,994,801	107,052,146	109,032,650
Premium Less : Re-Insurance	181,854,605	205,113,703	386,968,308	267,630,366
Commission on Re-insurance ceded (including profit commission)	-	12,882,223	12,882,223	7,293,241
	239,911,951	266,990,727	506,902,677	383,956,257
Claims under Policies				
Less : Re-Insurance: Paid during the year	35790534	23,970,969	59,761,503	40,020,393
Total estimated liability in respect of Outstanding Claims at the end of the year whether due or intimated	4,748,744	7,702,065	12,450,809	14,557,378
	40,539,278	31,673,034	72,212,312	54,577,771
Less : Outstanding Claims at the end of the previous year	4,579,133	9,978,245	14,557,378	3,218,646
	35,960,145	21,694,789	57,654,934	51,359,126
Expenses of Management	52,714,620	59,456,790	112,171,410	57,900,775
Commission	26,869,124	30,688,685	57,557,809	20,217,318
Profit transferred to Statement of Profit or Loss	51,626,219	73,104,982	124,731,202	147,426,892
Balance of Account at the end of the year as shown in statement of Financial Position :				
Reserve for unexpired risks being 40% of the Motor & Misc. Premium Income of the year	72,741,842	82,045,481	154,787,323	107,052,146
	239,911,951	266,990,727	506,902,677	383,956,257

The annexed Notes 1 to 40 form an integral part of these financial statements.


Syed Anisul Hoque
 Company Secretary (CC)


Amar Krishna Shil
 Chief Financial Officer


Syed Sehab Ullah Al-Manjur
 Chief Executive Officer


Muhammad Jamaluddin
 Independent Director


Tabitha Mond. Awal
 Vice Chairman

Subject to our separate report of even date.



(A. WAHAB & CO.)
 CHARTERED ACCOUNTANTS
 Signed By: Md. Showkat Hossain, FCA
 Enrollment No.-196
 DVC- 2304170196AS316202

Dated: Dhaka, April 12, 2023

Statement of Changes of Shareholders Equity





For the year ended 31 December 2022

Particulars	Share capital	Reserve for exceptional losses	Contingency Reserve for Insurance Guarantees	Asset Revaluation Surplus	Investment Fluctuation Reserve (Fair Value Changes)	General Reserve	Retained Earnings	Total equity
Balance at 1 January 2022	655,903,290	1,112,893,285	132,124,173	1,382,010,921	203,529,608	37,750,038	235,572,176	3,759,783,491
Dividend paid (Cash)	-	-	-	-	-	-	(229,566,152)	(229,566,152)
Net profit during the year	-	-	-	-	-	-	370,323,225	370,323,225
Reserve for exceptional losses for the year	-	136,844,211	-	-	-	-	(136,844,211)	-
Transferred to Contingency reserve	-	-	18,516,161	-	-	-	(18,516,161)	-
Transferred to General reserve	-	-	-	-	-	18,516,161	(18,516,161)	-
Depreciation on Revalued Assets	-	-	-	(15,061,407)	-	-	15,061,407	-
Fair value changes during the year	-	-	-	-	(30,137,798)	-	-	(30,137,798)
Balance at 31 December 2022	655,903,290	1,249,737,496	150,640,334	1,366,949,514	173,391,810	56,266,199	217,514,123	3,870,402,767


For the year ended 31 December 2021

Balance at 1 January 2021	655,903,290	1,018,619,405	105,869,651	1,397,072,328	131,924,545	243,578	200,252,021	3,509,884,818
Dividend paid (Cash)	-	-	-	-	-	-	(196,770,987)	(196,770,987)
Net profit during the year	-	-	-	-	-	-	375,064,597	375,064,597
Reserve for exceptional losses for the year	-	94,273,880	-	-	-	-	(94,273,880)	-
Transferred to Contingency reserve	-	-	26,254,522	-	-	-	(26,254,522)	-
Transferred to General reserve	-	-	-	-	-	37,506,460	(37,506,460)	-
Depreciation on Revalued Assets	-	-	-	(15,061,407)	-	-	15,061,407	-
Fair value changes during the year	-	-	-	-	71,605,063	-	-	71,605,063
Balance at 31 December 2021	655,903,290	1,112,893,285	132,124,173	1,382,010,921	203,529,608	37,750,038	235,572,176	3,759,783,491

The annexed Notes 1 to 40 form an integral part of these financial statements.

			
Syed Anisul Hoque Company Secretary (CC)	Amar Krishna Shil Chief Financial Officer	Syed Sehab Ullah Al-Manjuri Chief Executive Officer	Tabith Mohd. Awal Vice Chairman

Subject to our separate report of even date.


(A. WAHAB & CO.)
CHARTERED ACCOUNTANTS

Signed By: Md. Showkat Hossain, FCA
Enrollment No.-196
DVC- 2304170196A5316202

Dated: Dhaka, April 12, 2023

Statement of Cash Flows

For the year ended 31 December, 2022

Particulars	Notes	31-Dec-22	31-Dec-21
A. Cash Flow from operating Activities			
Collection from Premium & Other income		2,680,181,002	2,485,320,553
Payment for Expenses of Management, Re-insurance, Claim and Commission etc.		(1,847,105,958)	(1,345,568,723)
Interest Paid		(44,346)	(1,230,019)
VAT and Tax paid to government Treasures		(384,382,034)	(345,849,412)
Net Cash Flow From Operating Activities	36.01	448,648,664	792,672,399
B. Cash Flow from Investing Activities			
Interest & Other Income		1,170,583	1,794,423
Dividend Income		22,597,951	27,910,497
Rental Income		66,832,187	61,769,799
Purchase of Fixed Assets		(14,453,806)	(3,451,820)
Investment in Debentures		-	4,500,000
Bangladesh Government Treasure Bond		(50,577,413)	(206,696,226)
Net Fund adjustment with Brokers House		(31,769,421)	(29,635,325)
Net Cash Flow From Investing Activities		(6,199,919)	(143,808,652)
C. Cash Flow from Financing Activities			
Increase/(Decrease) of bank Overdraft		(1,152,215)	(1,635,381)
Dividend Paid		(221,557,155)	(196,388,045)
Net Cash Flow From Financing Activities		(222,709,370)	(198,023,426)
Increase/Decrease in Cash Flow (A+B+C)		219,739,375	450,840,321
Opening Cash and Cash equivalent		1,855,127,599	1,404,287,278
Closing Cash and Cash equivalent	14.00	2,074,866,974	1,855,127,599
Net operating cash flow per share	36.00	6.84	12.09

The annexed Notes 1 to 40 form an integral part of these financial statements.


Syed Anisul Hoque
 Company Secretary (CC)



Amar Krishna Shil
 Chief Financial Officer


Syed Sehab Ullah Al-Manjur
 Chief Executive Officer


Muhammad Jamaluddin
 Independent Director


Tabith Mond. Awal
 Vice Chairman

Subject to our separate report of even date.


 (A. WAHAB & CO.)
 CHARTERED ACCOUNTANTS
 Signed By: Md. Showkat Hossain, FCA
 Enrollment No.-196
 DVC- 2304170196AS316202

Dated: Dhaka, April 12, 2023

Pragati Insurance Limited

Notes to the Financial Statements and Significant Accounting Policies

For the year ended December 31, 2022

1.00 General information:

1.01 Legal status and nature of the company:

(a) Legal status:

The Company was incorporated as a Public Limited Company on 27 January 1986 and obtained the Certificate of Commencement of business No. C-15249/815 from the Registrar of Joint Stock Companies and Firms, Bangladesh with effect from 30 January 1986. The Company is listed with both Dhaka and Chittagong Stock Exchange Limited.

(b) Nature of business:

The primary objectives of the company are to carry on all kinds of insurance, guarantee and indemnity business other than life insurance business. The offered general insurance products that includes fire and allied perils insurance, marine cargo and hull insurance, aviation insurance, automobile insurance and miscellaneous insurance. Non-life healthcare contracts provide medical cover to policyholders. Revenue under above activities is derived primarily from insurance premiums.

1.02 Address of registered office and place of business of the company:

The registered office of the Company is located at Pragati Insurance Bhaban, 20-21, Kawran Bazar, Dhaka-1215, Bangladesh. The operation of the company are being carried out through its 40 Branches located in different divisions of Bangladesh.

1.03 Date of Financial Statements authorized for issue:

Financial Statements of the company for the year ended December 31, 2022 were authorized by the Board for issue on 6th April 2023 in accordance with a resolution of the Board of Directors of the company.

2.00 Summary of significant accounting and related policies:

A summary of the significant accounting policies which have been applied consistently (unless otherwise stated), is set out below:

2.01 Basis of preparation:

(a) These accounts have been prepared under Generally Accepted Accounting Principles (GAAP) on going concern and accrual basis under historical cost convention. The preparation and presentation of the financial statements and the disclosure of information have been made in accordance with the Insurance Act, 2010 the Insurance Rules, 1958 and in conformity with International Accounting Standards (IAS), International Financial Reporting Standards (IFRS), the Companies Act, 1994 the Securities and Exchange Rules, 2020, the listing rules of Dhaka and Chittagong Stock Exchange and other applicable laws & regulations in Bangladesh and practice generally followed by the insurance sector.

(b) The Balance Sheet has been prepared in accordance with the regulations contained in Part I of the First Schedule and as per Form "A" as set forth in Part II of that Schedule and the Revenue Account of each class of general insurance business has been prepared in accordance with the

regulations as contained in Part I of the Third Schedule and as per Form “F” as set forth in Part II of that Schedule of the Insurance Act, 2010 as amended.

(c) Use of estimates and judgment:

The preparation of financial statements require management to make judgments, estimates and assumptions that affect the application of accounting policies and reported amounts of assets, liabilities, income and expenses. Actual results may differ from these estimates. Estimates and underlying assumptions are reviewed on an ongoing basis. Revisions to accounting estimates are recognized in the period in which the estimates is revised and in any future periods affected.

2.02 Adoption of International Accounting Standards (IASs):

In Preparing and presenting these financial statements, considering relevant for the significant accounting issues of the company, following IASs and IFRSs have been adopted by the company.

IAS 1 Presentation of Financial Statements

IAS 2 Inventories

IAS 7 Statement of Cash Flows

IAS 10 Events after the reporting period

IAS 12 Income taxes

IAS 14 Segment Reporting

IAS 16 Property, Plant and Equipment

IAS 19 Employees Benefit plan

IAS 21 The effects of Changes in Foreign Exchange Rates

IAS 24 Related party disclosure

IAS 27 Consolidated and separate Financial Statements

IAS 32 Financial Instruments

IAS 33 Earning per Share

IAS 34 Interim Financial Reporting

IAS 36 Impairment of Assets

IAS 37 Provision, contingent liabilities and contingent Assets

IAS 38 Intangible Assets

IAS 40 Investment Property

IFRS 4 Insurance Contracts

IFRS 7 Financial Instruments: Disclosure

IFRS 8 Operating Segments

IFRS 9 Financial Instruments

IFRS 10 Consolidate Financial Statements

IFRS 15 Revenue from Contracts with Customer

IFRS 16 Lease

2.03 Provision for liabilities:

According to IAS 37 the company recognizes the provision in the Balance Sheet when the company has a legal or constructive obligation as a result of past event and it is probable that an outflow of economic benefit will be required to settle the obligations.

2.04 Statement of Cash Flows:

Statement of Cash Flows is prepared in accordance with IAS 7 the Statement of Cash Flows shows

the structure of and changes in cash and cash equivalents during the financial year. Cash and cash equivalents include notes and coins on hand, unrestricted balance held with the commercial banks. It is broken down into operating activities, investing activities and financing activities. The direct method is used to show the operating activities as well as a reconciliation between direct method and indirect method is shown in Note No. 36.01 to the financial statement.

2.05 Structure, Content and presentation of financial statements:

Components of the financial statements

Being the general purpose financial statements, the presentation of these financial statements is in accordance with the requirement of Insurance Act 2010 and International Accounting Standard 1: Presentation of Financial Statements. A complete set of financial statements comprise:

- (a) Balance Sheet (Statement of Financial Position) as at December 31, 2022;
- (b) Profit and Loss Account (Statement of Profit or Loss Account & Other Comprehensive Income) for the year ended December 31, 2022;
- (c) Profit and Loss Appropriation Account for the year ended December 31, 2022;
- (d) Consolidated all Business Revenue Account for the year ended December 31, 2022;
- (e) Fire Insurance Revenue Account for the year ended December 31, 2022;
- (f) Marine Insurance Revenue Account for the year ended December 31, 2022;
- (g) Motor Insurance Revenue Account for the year ended December 31, 2022;
- (h) Miscellaneous Insurance Revenue Account for the year ended December 31, 2022;
- (i) Statement of Changes in Equity for the year ended December 31, 2022;
- (j) Statement of Cash Flows for the year ended December 31, 2022; and
- (k) Notes to the Financial Statements and significant accounting policies and other explanatory.

2.06 Significant accounting policies:

(a) Premium income:

The total amount of premium earned on various classes of insurance business underwritten during the year, the gross amount of premium earned against various policies, the amount of re-insurance premium due to Sadharan Bima Corporation and General Insurance Corporation of India (GIC), the amount of re-insurance commission earned and the amount of claims less re-insurance settled during the year have all been duly accounted for in the books of account of the Company and while preparing the final accounts, the effect of re-insurance accepted and re-insurance ceded as well as the effect of total estimated liabilities in respect of outstanding claims at the end of the year, whether due or intimated have also been duly reflected in order to arrive at the net underwriting profit for the year.

(b) Interest on statutory and other investments:

Interest is accrued on statutory investment of Tk. 357,920,776 (Note-8.01) lying with Bangladesh Bank in the form of Govt. Treasury Bond. Along with the aforesaid interest, the interest received during the year from banks on STD account and FDR Accounts has been duly credited to the Profit and loss Account.

(c) Gain and Loss on shares and debentures:

Gain and loss on sale of shares and dividend income earned during the year have been shown in the Profit & Loss Account and the tax relief as well as the concession on the rate of tax as availed under the existing income tax law, have been given effect in the accounts.

(d) Management expenses:

Management expenses as charged to Revenue Accounts amounting to Tk.396,290,478 represents approximately 15.40% of gross premium of Tk. 2,574,083,826. The expenses have been apportioned @ 18.53% to Fire, 53.16% to Marine and 28.31% to Motor & miscellaneous business as per management decision.

(e) Depreciation on fixed assets:

Depreciation on Fixed Assets has been charged on cost for full year as per Straight Line Method at the following rates as per consistent practice. Depreciation of an asset begins when it is available for use, i.e. when it is in the location and condition necessary for it to be capable of operating in the manner intended by management. Depreciation of an asset ceases at the earlier of the date that the asset is classified as held for sale (or included in a disposal group that is classified as held for sale) in accordance with IFRS-5 and the date that the asset is derecognized. Asset category-wise depreciation rates are as follows:

Category of Assets	Rate of Depreciation
Furniture	10%
Fixtures	15%
Motor Vehicles	20%
Office & Electrical Equipment	15%
Miscellaneous Items	20%
Building	2%

(f) Operation:

During the year, the gross premium earned by the company amounted to Tk. 2,574,083,826 including public sector business of Tk. 96,148,240. After ceding for re-insurance premium the net premium for the year amounted to Tk. 1,368,442,108 and after charging direct expenses there from the net underwriting profit stood at Tk. 379,697,337 as against Tk. 408,988,288 in the previous year.

(g) Public sector business:

Public Sector Business up to June 2022 has been accounted for on the basis of statements received from Sadharan Bima Corporation.

(h) Taxation:

Income tax on earnings for the year comprises current and deferred tax and is based on the applicable tax law in Bangladesh. It is recognized in the Profit and Loss Account as tax expense.

i. Current Tax

Provision for income tax has been made @ 37.5% as per Finance Act, 2022 of the profit made by the company considering taxable add-back of income and disallowance of expenditure.

ii. Deferred tax

The Company accounted for deferred tax as per International Accounting Standard 12: Income Taxes. Deferred tax is accounted for using the comprehensive tax balance sheet method. It is generated by temporary differences between the carrying amounts of assets and liabilities for financial reporting purposes and their tax base. Deferred tax assets, including those related to the

tax effects of income tax losses and credits available to be carried forward, are recognized only to the extent that it is probable that future taxable profits will be available against which the deductible temporary differences or unused tax losses and credits can be utilized.

iii. Tax assessment position

There were 7 (seven) appeals pending in respect of the tax assessment purpose with the High Court Division against the order of Taxes Appellate Tribunal for the Assessment Year 2006-2007, 2007-2008 & 2008-2009, 2010-2011, 2012-2013, 2013-2014 and 2014-2015. Return for the Assessment year 2015-2016, 2016-2017, 2017-2018, 2018-2019, 2019-2020, 2020-2021 & 2021-2022 duly submitted u/s 82BB of ITO.

(i) Earnings per share:

Earnings per share have been calculated in accordance with International Accounting Standard 33 and shown on the face of Profit and Loss Account and computation shown in note # 35.

i. Basic earning per share

This has been calculated by dividing the basic earning by the weighted average number of ordinary shares outstanding for the year.

ii. Weighted average number of ordinary shares outstanding during the year

This represents the number of ordinary shares outstanding at the beginning of the year plus the number of ordinary shares issued (as bonus share) during the year multiplied by a time weighting factor. The time-weighting factor is the numbers of days the specific shares are outstanding as a proportionate of the number of days in the year.

iii. Diluted earnings per share

Diluted EPS is calculated if there is any commitment for issuance of equity shares in foreseeable future, i.e., potential shares, without inflow of resources to the Company against such issue. There was no such commitment during the year and accordingly no dilution is required in the year 2022.

(j) Employees benefits:

i. Provident fund:

Company Operates a contributory provident fund which is approved by Commissioner of Taxes for its confirm employees. The provident fund is wholly administered by a Board of Trustees and no part of the fund is included in the assets of the Company.

ii. Gratuity fund:

The company has a funded Gratuity Scheme for all eligible employees who completed minimum 5 years of confirmed service with the company. The scheme is approved by the National Board of Revenue (NBR) on 16/11/2002 and administrated by an independent Board of Trustee.

iii. Other benefits:

In addition to above, the company provides other benefits to its employees like Group Insurance Scheme, Incentive bonus, House building loan etc.

iv. Workers profit participation fund (WPPF):

The Board refers the matter of provision for Worker Profit Participation Fund (WPPF) and like to clarify that as per provisions of para (A to G) of section 233 of Bangladesh Labour Amendments Act, 2013 functions of Non life Insurance Companies are not similar to the functions of Industrial Relating Workers as mentioned in the aforesaid section.

Therefore, provision for Workers Profit Participation and Welfare Fund (WPPF) is not applicable for the Company. It may be mentioned here that Pragati Insurance Limited has been maintaining a Recognized Employees Provident Fund, Gratuity Scheme, Group Insurance Scheme (GIS), Incentive Bonus, House Building Loan Scheme etc. as per provision of IAS-19.

(k) General:

Figures appearing in the financial statements have been rounded off to the nearest Taka and previous year's figures and account titles have been re-arranged, wherever necessary for the purpose of comparison. Previous year's figures have been rearranged/restated/reclassified, where necessary, in order to conform to current year's presentation.

(l) Going Concern

The accompanying financial statements have been prepared on a going concern basis, which contemplates the realization of assets and the satisfaction of liabilities in the normal course of business. The accompanying financial statements does not include any adjustments should the Pragati Insurance Limited be unable to continue as a going concern.

(m) Investment in FDR

The accompanying investment in FDR have been prepared on a cash basis.

(n) Re-insurance commission

Re-insurance commission are recognized as revenue over the period in which the related services are performed.

(o) Dividend Income:

Dividend are recognized in profit or loss only when the company's right to receipts payment of the dividend is established.

(p) Other Income:

Any other income is recognised on accrual basis

(q) Gross benefits and claims

General insurance and health claims include all claims occurring during the year and related internal and external claims handling costs that are directly related to the processing and settlement of claims, a reduction for the value of salvage and other recoveries, and any adjustments to claims outstanding from previous years.

(r) Reinsurance claims

Reinsurance claims are recognized when the related gross insurance claim is recognized according to the terms of the relevant contract.

2.07 Functional and presentation currency

The financial statements are prepared and presented in Bangladesh Taka (BDT), which is the company's financial currency except as indicated.

2.08 Reporting period:

The financial statements of the company cover one calendar year from 1st January to 31st December 2022 consistently.

2.09 Foreign Currency Translation

Transactions in currencies (foreign currencies) other than the Company's functional currency are recorded at the rates of exchange prevailing at the dates of the transactions. At each balance sheet date, monetary items denominated in foreign currencies are translated at the rates prevailing at the reporting date. Exchange differences are recognized currency fluctuation reserve.

2.10 Reserve or Contingencies:

i. Reserve for Exceptional Loss

Company sets aside 10% of the net premium income of the year from the balance of the profit as Reserve for exception losses as per approval of the Board of Directors and para 6 of 4th schedule of the income tax ordinance, 1984 to meet the exceptional losses. Details calculation have been given in note # 16.00.

ii. Investment Fluctuation Fund

The Company made investments in the capital market in a large portfolio and income generate from the investment (realized gain and dividend received) is credited to the profit & loss Account. Unrealized capital gain if any is transferred to the Investment Fluctuation Fund subsequently.

iii. General reserve

The Company has been transferred as General Reserve from the current year profit.

iv. Revaluation reserve

Revaluation on freehold land and building is performed by Qualified Professional in 2011. The frequency of revaluations depends upon the movements in the fair values of the items of property, plant and equipment being revalued. The revaluation surplus is recognized in the net carrying amount of the assets and is transferred to revaluation reserve after restating the asset at the revalued amount. Any revaluation gain is directly recognized in the Statement of Other Comprehensive Income but if any revaluation loss arises which has been previously recognized in the revaluation reserve is debited to the extent of any credit balance existing in the revaluation reserve in respect of that asset.

v. Provision for Unexpired Risks

Before arriving at the surplus of each class of business necessary provision for unexpired risks have been created at the rate of 40% on all business except on Marine Hull business for which the provision was made @ 100% of the total premium for the year 2022.

2.11 Disclosure of departure from few requirements of IAS/IFRS due to mandatory compliance of Insurance Act's requirements

The Pragati Insurance Limited (PIL) management has followed the principles of IAS & IFRS consistently in preparation of the financial statements to that extent as applicable to the PIL. Some requirements of Insurance Act, 2010 and Insurance Rules, 1958 and regulations contradict with those of financial instruments and general provision standards of IAS and IFRS. As such the PIL has departed from those contradictory requirements of IAS/IFRS in order to comply with the rules and regulations of IDRA, Bangladesh which are disclosed below along with financial impact where applicable:

3.00 Head office Building:

This is made-up as follows-

This is made-up as follows-	Notes	31-Dec-22	31-Dec-21
Owner occupied property (IAS 16)	3.01	145,809,511	149,750,309
Building as investment property (IAS 40)	3.02	1,049,194,451	1,071,517,738
Electrical Equipment	3.03	-	1,464,306
Balance at the year end		1,195,003,963	1,222,732,352

Details are shown in Annexure-'A'.

3.01 Building space for owner occupied (IAS 16)

This is made-up as follows-

Particulars	31-Dec-22	31-Dec-21
Balance at the beginning of the year	197,039,880	197,039,880
Addition during the year	-	-
Balance at the year end	197,039,880	197,039,880
Accumulated Depreciation:		
Balance at the beginning of the year	47,289,571	43,348,774
Addition during the year	3,940,798	3,940,798
Balance at the year end	51,230,369	47,289,571
Carrying Amount	145,809,511	149,750,309

3.02 Building as investment property (IAS, 40)

This is made-up as follows-

Particulars	31-Dec-22	31-Dec-21
Balance at the beginning of the year	1,116,164,310	1,116,164,310
Addition during the year	-	-
Sales/ Adjustment during the year	-	-
Balance at the year end	1,116,164,310	1,116,164,310
Accumulated Depreciation:		
Balance at the beginning of the year	44,646,572	22,323,286
Addition during the year	22,323,286	22,323,286
Sales/ Adjustment during the year	-	-
Balance at the year end	66,969,858.60	44,646,572.40
Carrying Amount	1,049,194,451	1,071,517,738

3.03 Electrical Equipment

This is made-up as follows-

Particulars	31-Dec-22	31-Dec-21
Balance at the beginning of the year	21,237,336	21,237,336
Addition during the year	-	-
Sales/ Adjustment during the year for power substation	-	-
Balance at the year end	21,237,336	21,237,336
Accumulated Depreciation:		
Balance at the beginning of the year	19,773,030	17,649,297
Addition during the year	1,464,306	2,123,734
Sales/ Adjustment during the year for power substation	-	-
Balance at the year end	21,237,336	19,773,030
Carrying Amount	-	1,464,306

4.00 Panthapath Building

Two Storied Commercial Building under construction at panthapath land

Particulars	31-Dec-22	31-Dec-21
Opening Balance	34,282,698	34,282,698
Add: Addition during the year	15,554,070	-
Total	49,836,768	34,282,698

These asset are recognized and accounted for in accordance with IAS 40 - Investment Property except the premises is using for administrative purpose for the company.

5.00 Freehold Land - Panthapath

This is made-up as follows-

Particulars	31-Dec-22	31-Dec-21
Opening balance	887,627,023	887,627,023
Add.: Addition during the year	-	-
Closing Balance	887,627,023	887,627,023

The Company has a land measuring 86 kathas on the corner of Panthapath and Sonargaon road.

6.00 Other Fixed Assets

This is made-up as follows-

Particulars	31-Dec-22	31-Dec-21
Cost:		
Balance at the beginning of the year	251,622,166	248,377,346
Addition during the year	14,453,806	3,451,820
Sales/ Adjustment during the year	(158,000)	(207,000)
Balance at the year end	265,917,972	251,622,166
Accumulated Depreciation:		
Balance at the beginning of the year	179,177,415	170,094,456
Addition during the year	5,865,435	9,289,959
Sales/ Adjustment during the year	(158,000)	(207,000)
Balance at the year end	184,884,850	179,177,415
Carrying Amount	81,033,122	72,444,751

7.00 Right of Use (ROU) Assets

This is made-up as follows-

Particulars	Notes	31-Dec-22	31-Dec-21
Opening Balance		14,864,689	25,513,373
Addition during the year		45,361,080	-
		60,225,769	25,513,373
Accumulated Depreciation		(19,466,770)	(10,648,684)
Closing Balance		40,758,999	14,864,689

FRS 16 – Leases' became effective for annual reporting beginning on or after 1 January 2019 which replaces the existing standard IAS 17. IFRS 16 sets out the principles for the recognition, measurement, presentation and disclosure of leases. The Company decided to adopt IFRS 16 lease from 1st January 2020. The standard provides a single lessee accounting model, requiring lessees to recognise assets and liabilities for all leases unless the lease term is 12 months or less or the underlying asset has a low value.

8.00 Investment

This is made-up as follows-

Particulars	Notes	31-Dec-22	31-Dec-21
Bangladesh Government Treasury Bond	8.01	357,920,776	307,343,363
Investment in Shares	8.02	617,854,496	616,222,872
Investment in Debentures	8.04	-	-
Holiday Homes		4,130,090	4,130,090
Total		979,905,362	927,696,325

8.01 Bangladesh Government Treasury Bond

The amount represents 5 to 15 years Bangladesh Government Treasury Bond (BGTB) with a face value of Tk. 357,920,776 held with Bangladesh Bank as statutory Deposit under Insurance Act ,2010.

Particulars	31-Dec-22	31-Dec-21
Opening Balance	307,343,363	100,647,137
Addition during the year	50,577,413	206,696,226
Closing Balance	357,920,776	307,343,363

8.02 Investment in Shares

This is made-up as follows-

Particulars	Notes	31-Dec-22	31-Dec-21
Values of Shares at cost	8.02.01	444,462,685	412,693,264
Change in Fair value of shares through OCI, (5.7.10 IFRS 09)	8.03	173,391,810	203,529,608
Total		617,854,496	616,222,872

8.02.01	Break up of Share as on December 31, 2022	No. of Shares	At cost	Market Value
	ACME Pesticides Limited	13,380	136,800	473,652
	Bangladesh Export Import Company Ltd.	117,446	18,577,235	13,576,758
	British American Tobacco Bangladesh Company Limited	45,320	23,680,935	23,507,484
	Delta Life Insurance Company Ltd.	60,731	11,646,384	8,289,782
	Delta Speiner Ltd.	121,000	1,994,080	1,028,500
	Desh General Insurance Company Limited	4,702	48,851	152,815
	Dula Mia Cotton	21,800	1,574,309	1,591,400
	Esquire Knit Composite Limited	20,890	940,050	720,705
	Familytex (BD) Limited	76,403	1,746,573	374,375
	Global Islami Bank	330,633	3,309,330	2,975,697
	Golden Son Ltd.	183,750	8,176,875	3,344,250
	Green Delta Mutual Fund	40,000	290,870	276,000
	International Leasing & Financial Services Ltd.	93,933	2,746,601	582,385
	Islami Commercial Insurance Company	8,799	90,990	247,252
	Kay & Que (Bangladesh) Ltd.	103,162	8,327,896	27,337,930
	KDS Accessories Limited	38,377	1,969,569	2,955,029
	LafargeHolcim Bangladesh Limited	70,000	7,573,300	4,536,000
	LankaBangla Finance Ltd.	137,531	5,583,331	3,575,806
	Libra Infusions Limited	470	463,096	403,025
	Master Feed Agrotec Ltd.	26,648	266,480	365,078
	Meghna Insurance	3,985	42,850	170,558
	Mostafa Metal Industries Limited	26,960	269,600	434,056
	National Bank Ltd.	2,035,856	32,565,438	16,897,605
	National Housing Finance and Investments Limited	5,324,462	49,932,168	222,562,512
	Olympic Industries Ltd.	59,700	18,221,037	7,402,800
	Oryza Agro Industries Ltd.	27,244	272,440	444,077
	Pragati Life Insurance Ltd.	669,438	41,066,730	81,470,605
	Reliance Insurance Ltd.	50,000	4,441,295	2,920,000
	Runner Automobiles Limited	7,566	540,439	366,194
	S. S. Steel Limited	28,436	743,675	472,038
	Shahjibazar Power Co. Ltd.	46,244	5,341,611	3,028,982
	South Bangla Agriculture & Commerce Bank Limited	56,847	549,610	602,578
	Southeast Bank Ltd.	424,755	7,259,905	5,861,619
	Square Pharmaceuticals Ltd.	191,469	42,784,650	40,170,196
	Titas Gas Transmission & Dist. Co. Ltd.	60,000	1,896,673	2,454,000
	Unique Hotel & Resorts Limited	64,500	6,829,905	3,721,650
		10,592,437	311,901,580	485,293,391
	Non- Tradable			
	Central Depository Bangladesh. Ltd	1,142,362	3,138,890	3,138,890
	Ind. & Infrastructure Dev. Finance Co.	13,380,903	31,183,820	31,183,820
	Jamuna Resort Ltd.	392,009	43,900,895	43,900,895
	United Hospital Ltd.	220,500	54,337,500	54,337,500
	Non- Tradable	15,135,774	132,561,105	132,561,105
	Total	25,728,211	444,462,685	617,854,496
	Brokerage house ledger Balance		1,978,871	5,317,936

The company has made investment in capital market in a large portfolio and income generated from investment (realized gain and dividend received) is credited to Statement of Comprehensive Income. Unrealized capital gain if any is transferred to investment Fluctuation Fund. Investment in shares that do not have any quoted market price in the active market and whose fair value can not be measured reliably, are recognised at cost.

8.03 Changes in fair value of the shares available for sale

This is made-up as follows-

Particulars	31-Dec-22	31-Dec-21
Fair Value of the Investment	485,293,391	483,661,767
Less: Cost price of the investment	311,901,580	280,132,159
Fair value reserve as at 31 December 2022	173,391,810	203,529,608
Less: Fair value reserve as at 1 January 2022	203,529,608	131,924,545
Fair value adjustment for the year	(30,137,798)	71,605,063

8.04 Debentures

This is made-up as follows-

Particulars	31-Dec-22	31-Dec-21
Bangladesh Luggage Industries Ltd.	-	4,500,000
Less: Encashment during the year	-	4,500,000
Total	-	-

The above amount has subsequently been realised.

9.00 Amount due from other persons or bodies carrying on insurance business

This is made-up as follows-

Particulars	31-Dec-22	31-Dec-21
Co-Insurance premium receivable	4,575,739	5,172,179
Co-Insurance claim receivable	4,870,786	4,915,827
Refund Co-Insurance premium receivable	687,612	687,612
Re insurance Receivable SBC and Overseas	15,673,551	10,673,797
Total	25,807,688	21,449,415

10.00 Dividend & Debenture Interest Receivable

This is made-up as follows-

Particulars	Notes	31-Dec-22	31-Dec-21
Dividend	10.01	2,191,923	1,947,029
Debenture Interest	10.02	-	-
Total		2,191,923	1,947,029

10.01 Dividend Receivable

This is made-up as follows-

Particulars	31-Dec-22	31-Dec-21
Opening Balance	1,947,029	3,020,828
Addition during the year - Net of Tax	18,083,362	22,328,390
	20,030,391	25,349,218
Collection during the year	(17,838,468)	(23,402,189)
Closing Balance	2,191,923	1,947,029

10.02 Debenture Interest Receivable

This is made-up as follows-

Particulars	31-Dec-22	31-Dec-21
Opening Balance	-	525,000
Addition during the year	-	975,000
Less. Collect during the year	-	(1,500,000)
Closing Balance	-	-

The above amount has subsequently been realised.

11.00 Sundry Debtors (including advances, deposits and prepayments and others)

This is made-up as follows-

Particulars	31-Dec-22	31-Dec-21
Advance against Salary	13,042,687	10,207,312
Advance against Rent	26,727,167	9,325,565
Advance against Expenses	30,444,839	6,828,963
House Building Loan	-	6,271
Jamuna Resort Ltd.	38,192,552	38,192,552
Advance against Insurance Management Software	36,860,700	15,060,700
Group Insurance	4,553,809	4,083,196
Security Deposits	2,212,820	776,192
Total	152,034,573	84,480,751

12.00	Premium Control Account			
	This is made-up as follows-			
	Particulars		31-Dec-22	31-Dec-21
	Fire		186,292	1,003,503
	Marine (Cargo & Hull)		15,381,225	24,646,969
	Motor		512,905	1,028,450
	Misc		-	523,401
	Total		16,080,422	27,202,323
	Total amount of premium control account has been realised within February 2022.			
13.00	Advance Payments of Tax			
	This is made-up as follows-			
	Particulars	Notes	31-Dec-22	31-Dec-21
	Opening balance		528,088,628	450,439,297
	Add: Advance Tax paid/deduction at source during the year	13.01	146,061,139	99,352,075
			674,149,767	549,791,372
	Less: Adjustment made during the year		109,440,228	21,702,744
	Closing Balance		564,709,539	528,088,628
13.01	Advance Tax paid/deduction at source during the year			
	This is made-up as follows-			
	Particulars		31-Dec-22	31-Dec-21
	Deduction At Source from FDR Interest		10,238,378	6,893,050
	Deduction At Source from BGTB Interest		876,264	259,483
	Deduction At Source from STD Interest		615,951	706,149
	Deduction At Source from Dividend Income		4,514,589	5,582,107
	Deduction At Source from office Rent		2,752,265	3,681,042
	Tax against Motor Maintenance		2,522,500	527,500
	Advance Income Tax Paid		124,541,192	81,702,744
	Total		146,061,139	99,352,075
14.00	Cash and cash equivalent			
	This is made-up as follows-			
	Particulars		31-Dec-22	31-Dec-21
	In hand		3,247,800	4,750,140
	Cash in Hand (Head Office and Branch)		2,590,800	3,550,340
	Stamps in Hand		657,000	1,199,800
	At Securities House		1,978,871	5,317,936
	Ledger Balance of Houses		1,978,871	5,317,936
	At banks		2,069,640,303	1,845,059,523
	Fixed Deposits Receipts (FDR)		1,924,825,000	1,680,365,000
	Short Term Deposit (STD) & Current Accounts		144,815,303	164,694,523
	Total		2,074,866,974	1,855,127,599

15.00 Share Capital:

Particulars	31-Dec-22	31-Dec-21
Authorized: 200,000,000 ordinary shares of Tk 10 each	2,000,000,000	2,000,000,000
Issued, subscribed and paid up: 61,299,373 ordinary Shares of Tk 10 each fully paid up	655,903,290	655,903,290
6,100,000 Ordinary shares of Tk.10 each fully paid up in cash	61,000,000	61,000,000
1,220,000 Ordinary shares of Tk.10 each fully paid up as bonus share (20%) allotted in 1997	12,200,000	12,200,000
2,196,000 Ordinary shares of Tk.10 each fully paid up as bonus share (30%) allotted in 2002(out of general reserve as at 31st December 2001)	21,960,000	21,960,000
2,379,000 Ordinary shares of Tk.10 each fully paid up as bonus share (25%) allotted in 2003(out of general reserve as at 31st December 2002)	23,790,000	23,790,000
3,211,650 Ordinary shares of Tk.10 each fully paid up as bonus share (27%) allotted in 2004(out of Share Premium)	32,116,500	32,116,500
3,776,650 Ordinary shares of Tk.10 each fully paid up as bonus share (25%) allotted in 2005(out of Share Premium)	37,766,500	37,766,500
2,832,500 Ordinary shares of Tk.10 each fully paid up as bonus share (15%) allotted in 2006(out of Share Premium & General reserve)	28,325,000	28,325,000
3,257,370 Ordinary shares of Tk.10 each fully paid up as bonus share (15%) allotted in 2007(out of Share Premium & General reserve)	32,573,700	32,573,700
8,740,600 Ordinary shares of Tk.10 each fully paid up as bonus share (35%) allotted in 2008(out of net Profit)	87,406,000	87,406,000
50,570,600 Ordinary shares of Tk.10 each fully paid up as bonus share (15%) allotted in 2008(out of net Profit)	50,570,600	50,570,600
38,770,830 ordinary Shares of Tk 10 each fully Paid up bonus share (10%) allotted in 2009 (Out of General Reserve and Dividend Equalisation Reserve)	38,770,700	38,770,700
42,647,900 ordinary Shares of Tk 10 each fully Paid up bonus share (5%) allotted in 2010 (Out of Net Profit)	21,323,950	21,323,950
4,478,0295 ordinary Shares of Tk 10 each fully Paid up bonus share (10%) allotted in 2011 (Out of Net Profit & General Reserve)	44,780,350	44,780,350
3,694,374 ordinary shares of Tk.10 each fully paid up bonus share (7.5%) allotted in 2012 (out of Net profit & General reserve)	36,943,740	36,943,740
2,647,635 ordinary shares of Tk.10 each fully paid up bonus share (5%) allotted in 2013 (out of Net profit & General reserve)	26,476,350	26,476,350
2,780,016 ordinary shares of Tk.10 each fully paid up bonus share (5%) allotted in 2016 (out of Net profit & General reserve)	27,800,160	27,800,160
2,919,018 ordinary shares of Tk.10 each fully paid up bonus share (5%) allotted in 2017 (out of Net profit)	29,190,180	29,190,180
4,290,956 ordinary shares of Tk.10 each fully paid up bonus share (5%) allotted in 2018 (out of Net profit)	42,909,560	42,909,560
Total	655,903,290	655,903,290

Category of Shareholders	2022		2021	
	No. Of share	% of holding on paid up capital	No. Of share	% of holding on paid up capital
A. Group - A: Sponsors & Directors: shares of Tk. 10 each fully paid-up	27,597,167	42.07%	27,597,167	42.07%
B. Institutions: shares of Tk. 10 each fully paid-up	15,967,930	24.35%	12,259,250	18.70%
C. Group-B: shares of Tk. 10 each fully paid-up	22,025,232	33.58%	25,733,912	39.23%
Total (A+B+C)	65,590,329	100%	65,590,329	100%

Class of Interval	For the Year 2022			For the Year 2021		
	No. Of share	No. of share holders	% of holding on paid up capital	No. Of share	No. of share holders	% of holding on paid up capital
Less than 500	289,873	2,121	0.44	198,247	1,722	0.30
501-5000	3,555,486	2,302	5.42	2,723,969	1,438	4.15
5001-10000	1,902,838	261	2.90	2,331,010	316	3.55
10001-20000	2,210,240	147	3.37	2,616,039	174	3.99
20001-30000	1,233,829	49	1.88	1,844,189	74	2.81
30001-40000	697,929	20	1.07	1,080,609	31	1.65
40001-50000	778,293	17	1.19	1,078,702	23	1.64
50001 and above	54,921,841	103	83.73	53,717,564	111	81.90
Total	65,590,329	5,020	100	65,590,329	3,889	100

16.00 Reserve and surplus:

This is made-up as follows-

Particulars	Notes	31-Dec-22	31-Dec-21
Reserve for Exceptional Losses	16.01	1,249,737,496	1,112,893,285
Contingency Reserve	16.02	150,640,334	132,124,173
Asset Revaluation Surplus	16.03	1,366,949,514	1,382,010,921
General Reserve	16.04	56,266,199	37,750,038
Investment Fluctuation Reserve (Fair Value Changes)	8.03	173,391,810	203,529,608
Total		2,996,985,354	2,868,308,025

16.01 Reserve for Exceptional Losses:

This is made-up as follows-

Particulars	31-Dec-22	31-Dec-21
Opening balance	1,112,893,285	1,018,619,405
Add: Addition during the year	136,844,211	94,273,880
Closing Balance	1,249,737,496	1,112,893,285

These amount has been set aside from net profit with a view to meeting up unexpected loss that may be raised in future as per Income Tax Ordinance 1984. Current rate of the reserve is 10.00% of its net premium.

16.02 Contingency Reserve for Insurance Guarantees:

This is made-up as follows-

Particulars	31-Dec-22	31-Dec-21
Reserve for unexpired Guarantees	113,334,963	87,080,441
Reserve against Tail ended insurance business	18,789,210	18,789,210
Add: Addition during the year	18,516,161	26,254,522
Total	150,640,334	132,124,173

Contingency Reserve for Insurance Guarantees & tail ended Insurance Business which can be merged with general reserve.

16.03 Asset Revaluation Surplus:

This is made-up as follows-

Particulars	31-Dec-22	31-Dec-21
Opening balance	1,382,010,921	1,397,072,328
Less: Adjustment during the year	(15,061,407)	(15,061,407)
Closing Balance	1,366,949,514	1,382,010,921

The above revaluation reserve was created on revaluation of land and building by a professional valuer in the year 2011.

16.04	General Reserve: This is made-up as follows-		
	Particulars	31-Dec-22	31-Dec-21
	Opening balance	37,750,038	243,578
	Add: Addition during the year	18,516,161	37,506,460
	Closing Balance	56,266,199	37,750,038
17.00	Retained Earnings This is made-up as follows-		
	Particulars	31-Dec-22	31-Dec-21
	Opening Balance	235,572,176	200,252,021
	Dividend paid during the year (Cash)	(229,566,152)	(196,770,987)
	Net profit after Tax	370,323,225	375,064,597
	Appropriation for the period (exceptional loss)	(136,844,211)	(94,273,880)
	Appropriation for the period (General Reserve)	(18,516,161)	(37,506,460)
	Depreciation on revalued Assets	15,061,407	15,061,407
	Appropriation for the period (Contingency Reserve)	(18,516,161)	(26,254,522)
	Closing Balance	217,514,123	235,572,176
18.00	Balance of Fund & Account This is made-up as follows-		
	Particulars	31-Dec-22	31-Dec-21
	Fire Insurance Business	101,876,581	71,898,911
	Marine Insurance Business	317,319,304	227,110,317
	Misc. Insurance Business	154,787,323	107,052,146
	Total	573,983,208	406,061,375
19.00	Premium deposits: This represents premium received against cover notes which were not converted into policy within 31 December 2022 because of the period of nine months from the dates of issue of cover notes had not elapsed.	6,930,749	8,350,300
20.00	Lease Liability This is made-up as follows-		
	Particulars	31-Dec-22	31-Dec-21
	Opening Balance	16,240,735	26,549,602
	Add: Addition during the year	45,361,080	-
		61,601,814	26,549,602
	Less: Payment made during the year	19,408,715	10,308,867
	Closing Balance	42,193,099	16,240,735
21.00	Deferred Tax liability This is made-up as follows-		
	Particulars	Notes	31-Dec-22
	Opening Balance		37,705,913
	Add: Provided during the year	31.00	12,148,983
	Closing Balance		49,854,896
22.00	Estimated liability in respect of outstanding claims : This is made-up as follows-		
	Particulars	31-Dec-22	31-Dec-21
	Fire	101,183,198	95,710,973
	Marine	33,701,304	79,956,738
	Motor	4,748,744	4,579,133
	Miscellaneous	7,702,065	9,978,245
	Total	147,335,311	190,225,089

All the claims of which the management is aware of as per intimation up to the year-end have been taken into consideration.

23.00 Amounts due to other persons or bodies

This is made-up as follows-

Particulars	31-Dec-22	31-Dec-21
Co-insurers	3,509,547	2,610,892
Sadharan Bima Corporation and overseas Re-insurance	551,126,246	432,313,437
Total	554,635,793	434,924,329

24.00 Loan from Bank for office Building (Secured):

This is made-up as follows-

Name of Bank	Account #	Notes	31-Dec-22	31-Dec-21
Sonali Bank Ltd.	A/c # 08293	24.01	23,086	18,109
Delta Brac Finance Company Ltd.	A/c # 17442	24.02	-	1,157,192
Total			23,086	1,175,301

24.01 Sonali Bank Ltd.

This is made-up as follows-

Particulars	31-Dec-22	31-Dec-21
Opening Balance	18,109	11,294
Loan Taken during the year	1,000,000	-
Interest Charged during the year	4,977	6,815
	1,023,086	18,109
Less. Re-payment during the year	1,000,000	-
Closing Balance	23,086	18,109

The secured overdraft loan bears 9% interest and is secured by lien of FDR.

24.02 Delta Brac Finance Company Ltd.

This is made-up as follows-

Particulars	31-Dec-22	31-Dec-21
Opening Balance	1,157,192	2,799,388
Loan Taken during the year	-	-
Interest charged during the year	66,063	227,157
	1,223,255	3,026,545
Less. Re-payment during the year	1,223,255	1,869,353
Closing Balance	-	1,157,192

The loan bears 12.5% interest with advance cheque till maturity.

25.00 Un-paid Dividend

This is made-up as follows-

Particulars	31-Dec-22	31-Dec-21
From Inception to 2017 have been transfer to CMSF Fund		
2017	-	992,770
2018	454,364	510,231
2019	11,675,063	11,802,665
2020	8,837,042	9,682,335
2021	10,030,528	-
Total	30,996,998	22,988,001

Capital Market Stabilization Fund (CMSF): Undistributed or unclaimed or unsettled cash dividend or non-refunded public subscription money transferred to the capital market stabilization Fund (CMSF) rule 2021 in pursuance of these rules or as per direction of the notification- BSEC/CMRRCDD/2021-391/20/Admin/121. The company has been transferred the unclaimed dividend amount of Tk. 957,577 which is more than a period of 3 (three) years ended.

26.00 Sundry creditors (including provision for expenses and taxes)

This is made-up as follows-

Particulars	Note	31-Dec-22	31-Dec-21
Payable against expenses		7,203,679	7,489,323
Provident fund deduction		1,362,288	2,337,022
Provident fund Loan		309,141	96,951
Received against security		5,066,160	5,066,160
Liability for Stamp		27,682,877	13,563,085
Provision for Gratuity	26.01	47,793,158	29,393,158
Hospitalization Insurance Claim		484,917	1,145,134
Rent Received in Advance		23,349,316	37,591,178
Total		113,251,536	96,726,572

26.01 Provision for Gratuity

This is made-up as follows-

Particulars	31-Dec-22	31-Dec-21
Opening Balance	29,393,158	10,030,031
Add: Provision made during the year	30,000,000	35,500,000
	59,393,158	45,530,031
Less: Payment/Adjustment made during the year	11,600,000	16,136,873
Closing Balance	47,793,158	29,393,158

26.01.01 For Earlier years

As per extracts from the minutes of the 175th meeting held on 25th February, 2021 of the Board of Directors, Finance and Development Committee of the Company took a decision to provide the shortfall of Gratuity within 5 years.

27.00 Provision for Income Tax

This is made-up as follows-

Particulars	Note	31-Dec-22	31-Dec-21
Opening Balance		684,521,652	594,694,681
Add: Provision made during the year	27.01	122,255,200	138,931,591
		806,776,851	733,626,272
Less: Adjustment made during the year		139,223,516	49,104,620
Closing Balance		667,553,335	684,521,652

27.01 Income Taxes

This is made-up as follows-

Particulars	Note	31-Dec-22	31-Dec-21
Current Tax		122,255,200	138,931,591
Deferred Tax	30.00	12,148,983	10,200,957
Total		134,404,182	149,132,548

Details	Income Amount	Rate %	31-Dec-22	31-Dec-21
Dividend on shares	22,547,951	20.00%	4,509,590	5,572,099
Exempted income from dividend	50,000	0.00%	-	-
Gain on sales shares	3,457,618	10.00%	345,762	2,185,149
Capital Gain (Sales of motor vehicles)	3,500	10.00%	350	5,043
Reserve for exceptional loss	136,844,211	0.00%	-	-
Income from house Rent	38,073,387	37.50%	14,277,520	11,791,405
Exempted for Repair Maintenance	28,758,800	0.00%	-	-
Business Income	274,991,940	37.50%	103,121,978	119,377,895
	504,727,407		122,255,200	138,931,591

Say, Provision made during The year 2022**122,255,200** **138,931,591**

27.02 Year-wise break up as follows-

This is made-up as follows-

Accounting Year	31-Dec-22	31-Dec-21
2004	18,359,333	18,359,333
2005	18,489,336	18,489,336
2006	14,888,836	14,888,836
2007	32,366,948	32,366,948
2008	-	37,500,000
2009	17,500,000	17,500,000
2010	-	15,000,000
2011	25,000,000	25,000,000
2012	33,000,000	33,000,000
2013	50,000,000	50,000,000
2014	18,550,000	18,550,000
2015	24,700,000	24,700,000
2016	53,900,000	53,900,000
2017	55,000,000	55,000,000
2018	51,500,000	51,500,000
2019	72,000,000	72,000,000
2020	-	56,940,228
2021	60,043,682	89,826,971
2022	122,255,200	-
Total	667,553,335	684,521,652

28.00 Other Liability

This is made-up as follows-

Particulars	31-Dec-22	31-Dec-21
Income tax deduction	934,210	211,292
VAT payable	13,153,322	20,605,682
Tax deduction against Bill	137,493	97,498
VAT deduction against Bill	527,893	221,042
Total	14,752,918	21,135,514

28.01 Income Tax deduction

Income Tax deduction at source amounting to Tk. 934210 including income tax deduction from salary during the year which has been deposited into Bangladesh Bank subsequently.

28.02 VAT Payable

VAT payable as Tk. 13,153,322 represent the Vat for the month of December 2022 which has been deposited into Bangladesh Bank subsequently.

29.00 Other Income

This is made-up as follows-

Particulars	31-Dec-22	31-Dec-21
Interest on:		
Fixed deposit receipts (FDR)	96,503,286	68,930,502
Bangladesh Govt. treasure Bond (BGTB)	17,525,280	5,189,670
Short term deposit (STD) accounts	4,687,914	7,396,825
House Building Loan	539,136	615,001
	119,255,616	82,131,998
Dividend received during the year	22,597,951	27,910,497
Sundry Income	631,447	1,179,422
Revert from provident Fund	-	17,050
Profit on sale of shares	3,457,618	21,851,490
Profit on sale of Electric Equipment	3,500	50,425
Building Rent	66,832,187	61,769,799
Total	212,778,319	194,910,681

29.01

As per gazette notification no. 179/FRC/FRM/2020/2 dated July 07,2020 of The Financial Reporting Council (FRC) and in according to the rule of 2(8) of Financial Reporting Act 2015, as there is no forfeited fund during the current year 2022 that are to be returned company's account from the contributory provident fund.

30.00	Registration Renewal Fee	2,882,492	2,567,115
	The balance represents the amount deposited to Bangladesh Bank against renewal of registration for carrying on fire, marine and miscellaneous insurance business as per Section- 3A of Insurance Act-2010. Such expense amounts to Tk. 2,882,492.		
31.00	Deferred Tax		
	This is made-up as follows-		
	Particulars	31-Dec-22	31-Dec-21
	Opening Balance	37,705,913	27,504,956
	Add: Addition during the year	12,148,983	10,200,957
	Closing Balance	49,854,896	37,705,913
	Carrying amount of property , plant and equipment excluding land	1,276,037,086	1,292,512,696
	Tax base	1,143,090,698	1,191,963,596
	Taxable/deductible temporary difference	132,946,388	100,549,100
	Effective Tax Rate	37.50%	37.50%
	Deferred Tax Liability	49,854,896	37,705,913
32.00	Audit Fees		
	This is made-up as follows-		
	Particulars	31-Dec-22	31-Dec-21
	Statutory audit fee	582,000	728,750
	Total	582,000	728,750
33.00	Other Expenses		
	This is made-up as follows-		
	Particulars	31-Dec-22	31-Dec-21
	AGM Expenses	202,537	218,950
	Advertisement	6,409,762	6,237,038
	Donation	507,500	1,332,000
	Performance Bonus	16,949,339	12,759,064
	Subscription	455,427	444,295
	Total	24,524,565	20,991,347
34.00	Net Asset Value Per Share		
	This is made-up as follows-		
	Particulars	31-Dec-22	31-Dec-21
	Net Asset Value	3,870,402,767	3,759,783,491
	Number of Shares	65,590,329	65,590,329
	Net Asset Value per share of Tk. 10 each	59.01	57.32
	Net Asset Value Per Share was increased due to increase of Investment, Dividend & Interest Receivable and Cash equivalent etc.		
	Total Asset-Current Liabilities	3,870,402,767	3,759,783,491
	Total Assets	6,071,913,695	5,679,793,710
	Current Liabilities	2,201,510,928	1,920,010,218
35.00	Earning Per Share		
	This is made-up as follows-		
	Particulars	31-Dec-22	31-Dec-21
	Profit after Tax	370,323,225	375,064,597
	Number of Shares	65,590,329	65,590,329
	Basic Earning Per Share per share of Tk. 10 each	5.65	5.72
	Earning per share was increased due to increase of operating income and other income.		
36.00	Net Operating cash flows per share:		
	Net operating cash flows per share (NOCFPS) has been calculated base on direct method as per IAS -7, total outstanding number of shares 65,590,329 during the year and previous year was same as outstanding number of shares 65,590,329 so there was no scope for dilution for weighted number of shares		

Net cash generated from operating activities	448,648,664	792,672,398
Outstanding number of shares	65,590,329	65,590,329
Net Operating cash flows per share per share of Tk. 10 each :	6.84	12.09

Net operating cash flow was increased due to increase of premium collection , less claim settlement, and others income etc.

36.01 Reconciliation of Cash Flow from operating Activities

This is made-up as follows-

Particulars	31-Dec-22	31-Dec-21
Cash Flows from Operating Activities:		
As per direct method	448,648,664	792,672,399
As per indirect method:		
Net profit during the year	504,727,407	524,197,144
Adjustment for items not involving movement of cash:		
Add: Depreciation on Property, Plant & Equipment	53,060,595	48,326,460
Interest Income	4,687,914	7,396,825
Profit on sales of fixed assets	3,500	50,425
Profit/Loss on sales share	3,457,618	21,851,490
Changes in working capital:		
Increase/ (decrease) the balance of fund	167,921,833	(103,761,702)
Increase/ (decrease) the premium deposit	(1,419,551)	808,055
Increase/ (decrease) of Outstanding claims	(42,889,778)	52,621,845
Increase/ (decrease) of sundry creditor except payable for fixed asset and tax payable	120,185,650	194,031,072
(Increase) / decrease of Advance, deposit & prepayment except ALT, Advance for fixed assets & collection control a/c	(233,320,494)	154,777,002
(Increase) / decrease of premium control account	11,121,901	19,063,867
(Increase) / decrease Stock of printing & stationery	(207,213)	228,667
(Increase) / decrease Insurance stamp in hand	542,800	(164,800)
Income tax paid	(139,223,516)	(126,753,951)
Net cash generated from operating activities	448,648,664	792,672,399

37.00 Number of Employees

The number of permanent employees of the company drawing salaries below and above Tk.10,000 P.M is as under-

a) Salaries drawing above Tk.10,000	509 Nos.
b) Salaries drawing Below Tk.10,000	Nil

38.00 Payments/ Perquisites/ to Directors/Officers during the year

This is made-up as follows-

Particulars	31-Dec-22	31-Dec-21
Directors' Fees	2,460,800	3,286,399
Advisor's Salary	8,700,000	-
MD's Salary & Emoluments	2,940,000	6,000,000
Officers Salary	254,487,661	225,205,757
Meeting Fees	383,042	722,006
	268,971,503	235,214,162

39.00 Related Party Transaction:

Pragati Insurance in normal course of business carried out a number of transactions with other entities that fall within the definition of related parties contained in Bangladesh Accounting Standard 24: 'Related Parties Disclosers'. All transactions involving related parties arising the normal course of business and on a arm's length basis at commercial rates on the same terms and conditions as applicable to the third parties. Details transactions with related parties and balances with them as at December 31,2022 were as follows:

Name of the Related Party	Relationship	Nature of Business	Net Premim January to December 2022	Premium Outstanding up Dec. 31, 2022	Amount Realized Subsequently	Claim paid January to December 2022
			Taka	Taka	Taka	Taka
W&W Grains Corporation	Common Director	Insurance	285,671	-	N/A	79,000
Multimode Group	Common Director	Insurance	7,384,892	-	N/A	4,217,367
Abdul Monem Ltd.	Common Director	Insurance	46,671,562	-	N/A	6,300,166
KDS Group	Common Director	Insurance	55,706,374	-	N/A	2,687,646
Mc-Donald Group	Common Director	Insurance	-	-	N/A	-
Prostar Group	Common Director	Insurance	1,369,912	-	N/A	1,511,066
Armana Group	Common Director	Insurance	37,928,162	-	N/A	91,500
Chowdhury Group	Common Director	Insurance	549,500	-	N/A	-
Concord Pragatee Consortium	Common Director	Insurance	113,737	-	N/A	-
MKR Group	Common Director	Insurance	83,430	-	N/A	-
			150,093,240	-		14,886,745

40.00 Event after reporting period

40.01 Approval of Financial Statements

The Board of Directors in its 313th meeting held on 6th April, 2023 approved the financial statement for the year 2022 and also authorised the same for issue.

40.02 Recommendation of Dividend

The Board of Directors have recommend 25% Cash dividend and 5% Stock dividend for the year ended 2022 which is subject to approval by the shareholder in the coming Annual General Meeting.

40.03 Other Significant Events

No other significant event occurred after the reporting period, except those mentioned above, which has material affect and disclosure in these financial statements.


Syed Anisul Hoque
 Company Secretary (CC)

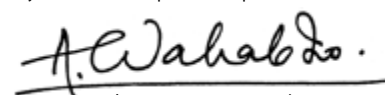

Amar Krishna Shil
 Chief Financial Officer


Syed Sehab Ullah Al-Manjur
 Chief Executive Officer


Muhammad Jamaluddin
 Independent Director


Tabith Mohd. Awal
 Vice Chairman

Subject to our separate report of even date.


 (A. WAHAB & CO.)
 CHARTERED ACCOUNTANTS
 Signed By: Md. Showkat Hossain, FCA
 Enrollment No.-196
 DVC- 2304170196AS316202

Dated: Dhaka, April 12, 2023

Schedule of Fixed Assets

As at 31 December 2022

Annexure-A

Particulars	Cost			Depreciation				WDV as at 31 December 2022	WDV as at 31 December 2021		
	Opening balance	Additions during the year	Disposal during the year	Closing balance	Rate	Opening balance	Charged during the year			Disposal	Closing balance
Furniture & Fixture	33,360,144	629,286	-	33,989,430	10%	33,127,241	231,290	-	33,358,531	630,899	232,903
Fixture (Plastic Sign)	9,655,213	-	-	9,655,213	15%	4,650,928	1,253,263	-	5,904,191	3,751,022	5,004,285
Motor Vehicle	94,456,232	-	-	94,456,232	20%	43,407,056	407,838	-	43,814,894	50,641,338	51,049,176
Electrical Equipment	79,038,325	3,111,720	158,000	81,992,045	15%	73,331,246	2,764,880	158,000	75,938,126	6,053,919	5,707,079
Office Equipment	3,264,265	-	-	3,264,265	15%	3,224,458	12,307	-	3,236,765	27,500	39,807
Curtain & Carpets	692,051	-	-	692,051	20%	684,232	2,607	-	686,839	5,212	7,819
Bi-Cycle	23,175	-	-	23,175	20%	23,175	-	-	23,175	-	-
Telephone(Intercom)	565,739	-	-	565,739	20%	534,467	14,729	-	549,196	16,544	31,272
Office Decoration	30,567,022	10,712,800	-	41,279,822	10%	20,194,611	1,178,522	-	21,373,133	19,906,689	10,372,411
Total: A	251,622,166	14,453,806	158,000	265,917,972		179,177,415	5,865,435	158,000	184,884,850	81,033,122	72,444,751
Office Building:											
Electrical Equipment	21,237,336	-	-	21,237,336	10%	19,773,030	1,464,306	-	21,237,336	-	1,464,306
Owner occupied	197,039,880	-	-	197,039,880	2%	47,289,571	3,940,798	-	51,230,369	145,809,511	149,750,309
Investment property	1,116,164,310	-	-	1,116,164,310	2%	44,646,572	22,323,286	-	66,969,859	1,049,194,451	1,071,517,738
Total: B	1,334,441,526	-	-	1,334,441,526		111,709,174	27,728,390	-	139,437,563	1,195,003,963	1,222,732,352
Grand Total (A+B)	1,586,063,692	14,453,806	158,000	1,600,359,498		290,886,588	33,593,825	158,000	324,322,413	1,276,037,085	1,295,177,104
Revaluation reserve (Building)	753,070,343	-	-	753,070,343	2%	30,122,814	15,061,407	-	45,184,221	707,886,122	722,947,529
Right of use of Assets (ROU)	42,877,763	45,361,080	-	88,238,843	-	28,013,074	19,466,770	-	47,479,844	40,758,999	14,864,689
Total in 2022	795,948,106	45,361,080	-	841,309,186		58,135,888	34,528,177	-	92,664,065	748,645,121	737,812,218

REVENUE ACCOUNT

For the year ended 31 December 2022

Summarized position of net underwriting profit earned during the year 2022 is as follows.

Annexure-B

Particular	FIRE	MARINE	MOTOR & MISC	2022	2021
	BDT	BDT	BDT	BDT	BDT
Premium Income					
A) Gross Premium	1,042,079,578	1,043,288,674	488,715,574	2,574,083,826	2,506,515,327
B) Re-insurance premium	787,388,126	316,506,326	101,747,266	1,205,641,718	1,563,776,526
C) Net Premium (A-B)	254,691,452	726,782,348	386,968,308	1,368,442,108	942,738,801
Direct Expenses					
D) Commission (Net of Re-insurance Accepted and Ceded)	3,978,319	114,179,460	44,675,586	162,833,364	58,310,753
E) Claim Settled & provide	144,060,200	59,983,963	57,654,934	261,699,096	222,668,352
F) Management Expenses	73,444,966	210,674,102	112,171,410	396,290,478	356,533,111
G) Allocation Of Management Expenses	18.53%	53.16%	28.31%	100.00%	100.00%
H) Total Direct Expenses (D+E+F)	221,483,484	384,837,524	214,501,930	820,822,938	637,512,215
I) Adjustment Fund Balance for Un-expired risk (Opening Balance Less closing Balance)	(29,977,670)	(90,208,987)	(47,735,177)	(167,921,833)	103,761,702
Net Underwriting Profit (C-H+I)	3,230,298	251,735,837	124,731,202	379,697,337	408,988,288
Commission(Net)					
Commission paid on Direct Business	133,631,138	150,786,894	57,557,809	341,975,840	148,638,185
Commission paid on Re-insurance Accepted	133,631,138	150,786,894	57,557,809	341,975,840	148,638,185
Less: Commission earned on re-insurance ceded	129,652,819	36,607,434	12,882,223	179,142,476	90,327,432
Net Commission	3,978,319	114,179,460	44,675,586	162,833,364	58,310,753
Claim Settled					
Gross Claim	355,854,947	151,434,666	63,808,104	571,097,717	296,804,347
Less. Salvage received	-	-	-	-	-
	355,854,947	151,434,666	63,808,104	571,097,717	296,804,347
Less : Re-insurance claim Recovery	217,266,972	45,195,269	4,046,601	266,508,842	126,757,840
Paid During The Year	138,587,975	106,239,397	59,761,503	304,588,875	170,046,507
Add: Outstanding Claim at the end of the year whether due or Intimated(Company's Share)	101,183,198	33,701,304	12,450,809	147,335,311	190,225,090
	239,771,173	139,940,701	72,212,312	451,924,186	360,271,597
Less: Outstanding claim at the end of the previous Year	95,710,973	79,956,738	14,557,378	190,225,090	137,603,245
Net Claim	144,060,200	59,983,963	57,654,934	261,699,096	222,668,352

PRAGATI INSURANCE LIMITED
FORM 'AA'
 CLASSIFIED SUMMARY OF ASSETS
 AS AT 31 DECEMBER 2022

Annexure-C
 2021

Particulars	2022	2021
Bangladesh Government Treasury Bond	357,920,776	307,343,363
Shares - at cost	444,462,685	412,693,264
Fixed deposit, STD and current A/C with Banks	2,069,640,303	1,845,056,943
Cash in hand and Stamp in hand	3,247,800	4,752,720
Amount due from other persons or bodies carrying on insurance business	25,807,688	21,449,415
Accrued interest	2,191,923	1,947,029
Debtors (including advances, deposits and prepayments)	152,034,573	84,480,752
Stock of Printing material	2,057,339	1,850,126
Land	887,627,023	887,627,023
Holiday homes	4,130,090	4,130,090
Fixed Asset	81,033,122	72,444,751
Building	1,244,840,731	1,257,015,050
	5,274,994,054	4,900,790,527


Syed Anisul Hoque
 Company Secretary (CC)

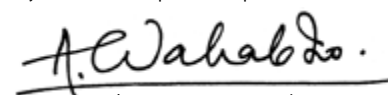

Amar Krishna Shil
 Chief Financial Officer


Syed Sehab Ullah Al-Manjur
 Chief Executive Officer


Muhammad Jamaluddin
 Independent Director


Tabith Mond. Awal
 Vice Chairman

Subject to our separate report of even date.


 (A. WAHAB & CO.)
 CHARTERED ACCOUNTANTS
 Signed By: Md. Showkat Hossain, FCA
 Enrollment No.-196
 DVC- 2304170196AS316202

Dated: Dhaka, April 12, 2023